


THE GREEN STITCH: NOVEMBER



NATURAL BUFFERS

hand sewn banners





CUT FELT OR
Fabric

1.

12" (will be folded in half and edges sewn to
hide stitches on back of work)

2. Sew, draw, fiber
collage your design
on 1/2 of "one side"



3.
Fold in half and
sew edges, leaving a 1"
gap (to thread flags onto
banner)